

## Easy-View Plan Comparison Guide

The components are complicated - the coverage isn't



## Towing Allowance

All plans provide an allowance if you need a tow due to a covered failure.

## Rental Car Allowance

All plans include up to \$35/day for up to five days if your Subaru needs to be kept in the shop overnight for a covered repair.

## Also Available

### Maintenance Plans

The Maintenance plans enhance the Subaru limited warranty by paying for parts and labor for scheduled maintenance. You can select service intervals of either every 3,750 miles or 7,500 miles. Also, every maintenance plan comes with a coupon worth \$500 towards a subsequent new Subaru purchase!

## The following are also included in the Gold Plus Plan:

### Trip Interruption Allowance

Pays up to \$500 per occurrence towards your hotel and meals, if you break down more than 50 miles away from home.



*Areas emphasized above are covered under the Gold Plus plan.*




**SUBARU EQUITY SHIELD “OPTIMUM VEHICLE PROTECTION” (OVP)\***

- Tire and Wheel Protection
  - Coverage for tire repair or replacement or wheel replacement due to covered road hazard
- Windshield Protection
  - Covers Windshield Repairs (cracks, chips bullseyes) under 6 inches long
- Dent and Ding Protection
  - Covers Paintless Dent Repair (and hail damage up to \$1000 of insurance deductible)
  - All OVP products have: Unlimited claims, zero \$ deductible, no aggregate limits

\*See program details for further information, exclusions and State availability

Use this comparison guide to easily see the additional parts covered by the Added Security® Classic and Gold Plus plans.



## POWERTRAIN

### ENGINE

Engine Block and all internal parts  
Cylinder Heads and Valve Trains  
Oil Pump, Oil Pan  
Timing Belts or Gears and Cover  
Water Pump  
Flywheel  
Intake and Exhaust Manifolds  
Oil Seals and Gaskets

### TRANSAXLE AND DIFFERENTIAL

Transaxle Case and Internal parts  
Torque Converter  
Electronic Transmission Control Unit  
Seals and Gaskets  
Axle Shafts & Constant Velocity Joints  
Propeller Shaft

# Use this comparison guide to easily see the additional parts covered by the Added Security® Classic and Gold Plus plans.



## CLASSIC

### ENGINE

Valve Covers  
Oil Sending Unit  
Motor Mounts  
Turbo Charger Assembly  
Fuel Injection System

### TRANSMISSION

Transmission Mounts

### ALL-WHEEL DRIVE

Constant Velocity Joint Boots  
Center Support Bearings  
Universal Joints  
Wheel Bearings and Spindle  
Rear Torsion Bars  
Rear Control Arms  
Hub Bearings

### COOLING & FUEL

Radiator  
Heater Core  
Engine Fan and Heater Fan  
Fuel Pump  
Fuel Lines  
Fuel Tank  
Fuel Sending Unit

### STEERING

Steering Rack Assembly  
and all internal parts  
Steering Column Shaft  
and Coupling  
Universal Joints  
Power Steering Pump  
Seals and Gaskets

### FRONT SUSPENSION

MacPherson Struts  
Transverse Links/Control Arms  
Shafts and Bushings

Ball Joints  
Steering Knuckles  
Wheel Bearings  
Stabilizer Bar and Bushings  
Seals and Gaskets

### BRAKES


Master Cylinder  
Power Brake Assist Unit  
Anti-Lock Braking System  
Traction Control System  
Wheel Cylinders  
Hydraulic Lines and Fittings  
Disc Brake Calipers  
Seals and Gaskets

### ELECTRICAL

Alternator  
Voltage Regulator  
Ignition Coil  
Starter Motor & Solenoid  
Wiring Harnesses  
Engine Management Control Unit  
Power Door Locks  
Sunroof Motor  
Power Window Motors and  
Regulators  
Power Mirror Motors  
Windshield Wiper Motors  
Heater Blower Motor and Switch  
Electronic Instrument Display  
Trip Computer  
Clock  
Analog Dash Gauges  
Speedometer Head  
Horns  
Electronic Relays  
Manually Operated Switches

### AIR CONDITIONING

Compressor  
Clutch and Pulley  
Condenser  
Evaporator  
Expansion Valve (Orifice)  
Blower Motor  
Compressor Seal  
Receiver/Dryer



## POWERTRAIN

### ENGINE

Engine Block and all internal parts  
Cylinder Heads and Valve Trains  
Oil Pump, Oil Pan  
Timing Belts or Gears and Cover  
Water Pump  
Flywheel  
Intake and Exhaust Manifolds  
Oil Seals and Gaskets

### TRANSAXLE AND DIFFERENTIAL

Transaxle Case and Internal parts  
Torque Converter  
Electronic Transmission Control Unit  
Seals and Gaskets  
Axle Shafts & Constant Velocity Joints  
Propeller Shaft

# Use this comparison guide to easily see the additional parts covered by the Added Security® Classic and Gold Plus plans.



## CLASSIC

### ENGINE

Valve Covers  
Oil Sending Unit  
Motor Mounts  
Turbo Charger Assembly  
Fuel Injection System

### TRANSMISSION

Transmission Mounts

### ALL-WHEEL DRIVE

Constant Velocity Joint Boots  
Center Support Bearings  
Universal Joints  
Wheel Bearings and Spindle  
Rear Torsion Bars  
Rear Control Arms  
Hub Bearings

### COOLING & FUEL

Radiator  
Heater Core  
Engine Fan and Heater Fan  
Fuel Pump  
Fuel Lines  
Fuel Tank  
Fuel Sending Unit

### STEERING

Steering Rack Assembly and all internal parts  
Steering Column Shaft and Coupling  
Universal Joints  
Power Steering Pump  
Seals and Gaskets

### FRONT SUSPENSION

MacPherson Struts  
Transverse Links/Control Arms  
Shafts and Bushings

## POWERTRAIN

### ENGINE

Engine Block and all internal parts  
Cylinder Heads and Valve Trains  
Oil Pump, Oil Pan  
Timing Belts or Gears and Cover  
Water Pump  
Flywheel  
Intake and Exhaust Manifolds  
Oil Seals and Gaskets

### TRANSAXLE AND

### DIFFERENTIAL

Transaxle Case and Internal parts  
Torque Converter  
Electronic Transmission Control Unit  
Seals and Gaskets  
Axle Shafts & Constant Velocity Joints  
Propeller Shaft

Ball Joints  
Steering Knuckles  
Wheel Bearings  
Stabilizer Bar and Bushings  
Seals and Gaskets

### BRAKES

Master Cylinder  
Power Brake Assist Unit  
Anti-Lock Braking System  
Traction Control System  
Wheel Cylinders  
Hydraulic Lines and Fittings  
Disc Brake Calipers  
Seals and Gaskets

### ELECTRICAL

Alternator  
Voltage Regulator  
Ignition Coil  
Starter Motor & Solenoid  
Wiring Harnesses  
Engine Management Control Unit  
Power Door Locks  
Sunroof Motor  
Power Window Motors and Regulators  
Power Mirror Motors  
Windshield Wiper Motors  
Heater Blower Motor and Switch  
Electronic Instrument Display  
Trip Computer  
Clock  
Analog Dash Gauges  
Speedometer Head  
Horns  
Electronic Relays  
Manually Operated Switches

## AIR CONDITIONING

Compressor  
Clutch and Pulley  
Condenser  
Evaporator  
Expansion Valve (Orifice)  
Blower Motor  
Compressor Seal  
Receiver/Dryer

## GOLD PLUS

Air By-Pass Valve  
Air Flow Meter  
Cam Belt Cover and Heat Shield  
Coolant Crossover and Pipe  
Coolant Heater Pipe  
Engine Fans  
Water Pump Pulley  
Air Cleaner Housing  
Air Intake Resonator and Duct  
Air Supply System and Clamp Canister  
Compressor Solenoid Valve  
Crankcase Vent Pipe  
and Internal Parts  
Ambient Sensor  
Auto Amplifier Control Unit  
Coolant Crossover and Pipe  
Coolant Heater Pipe  
Engine Fans  
Water Pump Pulley  
Air Cleaner Housing  
Air Intake Resonator and Duct  
Air Supply System and Clamp Canister  
Compressor Solenoid Valve  
Crankcase Vent Pipe

Sun Load Sensor  
Thermostat and Thermostat Housing  
Throttle Body Coolant Pipe  
Turbo Oil Delivery and Return Pipes Water By-Pass Pipe  
Water Pump Pulley  
Air Cleaner Housing  
Air Intake Resonator and Duct  
Air Supply System and Clamp Canister  
Compressor Solenoid Valve  
Crankcase Vent Pipe


EGR Pipe and Heat Shield  
EGR Modulator Valve and Manifold  
Electronic Throttle Body Assembly  
Fuel Evaporative Pipe and Clamp  
Fuel Chamber, Damper and Cut Valve  
Fuel Filler Hose, Clamp, Cap and Pipe Fuel Lines  
Fuel Tank  
Vent Cover, Hose and Pipe  
Intake Sensor and Collector Box  
Roll Over Valve

Thermo Air Valve  
Throttle Switch  
Two-Way Switch and Valve  
Turbo Air Bypass Valve  
Vapor Separator  
Vacuum Pipe Assembly  
Rear Cooling Unit Blower Motor  
Receiver/Dryer  
Accelerator Switch

Accelerator Pedal Return Spring switch  
Accelerator Pedal, Lever, Clip and Bracket  
Auto Transmission Fluid Dipstick and Pipe  
Auto Transmission Oil Cooler  
Clutch Release  
Clutch Fork Boot and Return Spring  
Clutch Operating Cylinder  
Clutch Hydraulic Line and Gasket  
Clutch Master Cylinder and Connecting Link  
Clutch Pedal, Washer and Bushing  
Differential Dip Stick  
Speed Sensor  
Inhibitor Switch  
Key Lock Solenoid and Release Lever  
Kickdown Solenoid  
Line Pressure Solenoid  
Manual Lever (Parking Brake) Modulator  
Oil Temperature Switch  
Park Switch  
Pilot Bearing  
Selector Cable, Linkage, Bushing and Clip  
Selector Cable Pin and Bushing  
Shift Lock Control Unit, Lever and Solenoid  
Stop Light Switch  
Throttle Position Switch and Cam  
Transmission Revolution Sensor  
Connecting Link Crossmember  
Bushing  
Front Strut Mount, Cover and Spring  
Front Crossmember Support and Bracket  
Hub Bearing Unit  
Hub Bolt  
Leading Rod  
Rear Spring  
Rear Upper Arm  
Rear Inner Arm Helper  
Rear Stabilizer Bar, Bracket, Bushing and Link  
Rear Strut Mount and Helper  
Rubber Spring Seat  
Shock Seat and Bracket  
Strut Dust Cover  
Strut Helper  
Trailing Link, Bracket and Bushing  
Transverse Links/Control Arms  
Upper Spring Seat  
Adjusting Spindle  
Front Brake Pad Clips  
Front Caliper Holder and Support Pin  
Master Cylinder Reservoir  
Master Vacuum One-Way Valve  
Parking Brake Shoe Hold Down Pin and Spring  
Pressure Holding Valve (Hill Holder)  
Heater Mode Cable

Heater Unit Shutter  
Hood Latch, Striker and Release Cable  
Mode Control Panel Gear and Return Spring  
Rear Seat Lock Cylinder  
Shift Lock Solenoid Lever and Cancel Button  
Switchback Latch/Striker and Handle  
Temperature Control Lever, Knob and Cable  
Tailgate Latch/Striker and Release Cable  
Trunk Gate Lock Cylinder  
Ventilation Housing, Shutter, Air Duct, and Link  
Windshield Wiper Arm and Linkage  
Wiper Wheel Assembly  
Air Bag Modules and Front Sensors  
Air Bag Steering Roll Connector  
Air Bag Control Unit  
Air Bag Occupant Detection Control  
Antenna and Antenna Cord Adapter  
Audio/HVAC Faceplate and Unit  
Automatic Transmission Inhibitor Switch  
Aux Input Terminal  
Back-Up Light Switch  
Front and Rear Blower Motor  
Resistor  
Boost Pressure Switch  
Brake Fluid Indicator Switch  
Cam Angle Sensor  
Cigarette Lighter  
Circuit Board  
Clutch Switch  
Cluster  
Control Switch Bulb  
Crank Angle Sensor  
Dash Warning Box  
Digital Buzzer  
Duty Solenoid  
ECU Unit  
EGR Temperature Sensor  
ELR Solenoid/Switch  
Ejector and Ejector Vacuum Tank  
Electronic Module  
EGR Sac and VLC Solenoid Valves  
Fuel Pump Revolution Sensor  
Fuse Box  
Fuse Joint Box  
Gps Antenna  
H.A.C. Solenoid Valve  
Hand/Foot Brake Switch  
Headlamp Adjuster Switch  
Headlamp Adjuster Motor  
Heater Blower Fresh Air Actuator  
Heater Blower Motor  
Heater Mode Control Unit and Actuator  
Horn Slip Ring  
Ignition Key Light  
Inertia Resonance Valve Solenoid  
Inner Lap Belt Switch  
Instrument Lamp Dimmer Unit and Cancel Switch  
Intake Air Temp Sensor  
Immobilizer Antenna and Transponder

Key/Seat Belt Warning Chime  
Knock Sensor and Control Unit  
MPFI Control Unit  
Manifold Absolute Pressure Sensor  
Manual Transmission Neutral Switch  
Multifunction Display  
Navigation Display  
Navigation Unit and Bracket  
Outside Temp. Sensor  
Oxygen Sensor  
Power Door Locks  
Power Seat Limit Switch  
Power Seat Linkage  
Power Seat Reclining Motor  
Power Seat Tilt Motors  
Power Seat Slide Rail Motor  
Power Sunroof Micro Switch and Control Unit  
Power Window Circuit Breaker  
Printed Circuit Board Socket  
Rear Window Washer Pump  
Rear Window Defogger Grid  
Rear Window Intermittent Unit  
Rear Cooling Unit Switch  
Rear Seat Dvd Entertainment Unit, Headset and Remote  
Seat Belt Switch  
Seat Belt Warning Chime  
Shoulder Belt Switch  
Starter Interlock Switch  
Steering Reaction Solenoid  
Trunk Light Switch  
Turbo Air Temperature Sensor  
Turbo Boost Sensor  
Voltage Drop Resistor  
Warning Unit Display  
Wastegate Control Duty Solenoid  
Window Regulators  
Cassette Deck and Noise Suppressor  
Center Console Latch  
Compact Disc Player  
Dash Speakers  
Front Seat Belt Set  
Front Seat Lift Frame and Side Rails  
Glove Box Latch and Striker  
Keyless Entry Transmitter and Activator  
Radio, Radio Door Latch and Linkage  
Rear Shelf Speakers  
Security Control Switch Button  
Security Keyless Entry Mobile and Linkage  
Security System Control and Receiver Modules  
Sunroof Latch/Handle  
Sunroof Track, Cable and Guide  
Third Row Seat Belt Set  
Third Row Seat Back Frame and Hinge  
Tire Pressure Monitoring System  
Transmitter and Control Module  
Valve Body  
And many more



AUTOTECHART

Added Security® Gold Plus is exclusionary coverage. What that means, is that everything is covered except for specific components. It's easier to list them! For example, maintenance items, brake pads, windshield wiper blades, hoses, belts, etc. Please review an actual agreement with your authorized Subaru dealer for specific component coverage details.

# “Amazing Yet True”

## Added Security® Facts

- 1. New Subaru vehicles** are eligible for Added Security® until the end of the 3-year/36,000 mile basic Subaru limited warranty, with no mileage surcharges.
- 2. Interest-Free, No-Fee Financing** for new Added Security® is available through the Ten-Month Payment Plan (Used and Maintenance plans are not eligible).
- 3. Used Subaru vehicles** can be covered with a variety of plans. If the vehicle has less than 3 years and 36,000 miles “on the clock,” it’s eligible for the New vehicle plans. Used Subaru cars with up to 100,000 miles are eligible for Powertrain plans with full wear and tear coverage and genuine parts replacement. In fact, Used Added Security® plans are identical to New vehicle plans in terms of coverage!
- 4. Leading Subaru Finance & Insurance Managers** rank Added Security® as one of the industry’s simplest and most straight forward contracts to read and disclose... check it out!
- 5. Added Security® Gold Plus** plans provide outstanding coverage and a comprehensive Roadside Assistance program that provides benefits and protection even during the factory warranty.
- 6. Normal wear and tear** (of listed covered components) is covered. Other extended service agreements won’t pay for higher mileage failures to parts that are ‘worn’. If it is not working as it was designed to work, it is covered with Added Security®!
- 7. All New and Used Added Security®** plans will repair, replace or adjust non-covered parts affected by the failure of covered parts.
- 8. Genuine Subaru Parts** are used for Added Security® repairs.
- 9. Added Security® claims** are approved and processed by Subaru employees! Claims processing is not outsourced to a claims center that handles multiple agreements/ vehicle manufacturers. These employees recognize the importance of customer loyalty to the Subaru brand and want every customer to buy another Subaru.

The only Extended Service Contracts and Maintenance Plans backed by Subaru for over 25 years.

